

**The
Ferrari Factory
in 1990**

Photos by
Bengt Ason Holm
© Neill Bruce

**COPYRIGHT
NEILL BRUCE**

The FERRARI Factory in 1990

F40 images

All photos by Bengt Ason Holm © Neill Bruce



FF90132. F40 frame, after painting



FF90131. Fettleing frame after painting



FF90133. Assembly of unpainted body panels onto painted chassis



FF90096. Attaching body panels to chassis



FF90134. F40 tail finishing, pre-painting



FF90092. F40 bonnets and tails ready for attachment

Continued:-

The FERRARI Factory in 1990

F40 images


All photos by Bengt Ason Holm © Neill Bruce



FF90097. Awaiting paint shop



FF90071. Bosch control for Trumagrap laser press cutter for F40 Kevlar panels



FF90048. F40 engine, minus camshafts etc.



FF90117. Assembled engine



FF90120. Clad frame, awaiting build



FF90098. Front end early stages

Continued:-

The FERRARI Factory in 1990

F40 images


All photos by Bengt Ason Holm © Neill Bruce



FF90100. Engine and drivetrain installed



FF90121. Front suspension and hub



FF90101. F40 rear suspension and hub



FF90122. Spare wheel box



FF90123. Bonnet finishing



FF90099. Rear systems, pre engine installation

Continued:-

The FERRARI Factory in 1990

F40 images

All photos by Bengt Ason Holm © Neill Bruce



FF90124. Door assembly



FF90129. Instruments for catalyst F40
Note "Slow Down" warning lights



FF90126. Final fettling



FF90125. Final fettling



FF90128. Final fettling



FF90102. Final fettling

Continued:-

The FERRARI Factory in 1990

F40 images

All photos by Bengt Ason Holm © Neill Bruce



FF90104. Nearing completion



FF90127. Nearing completion



FF90119. Crash repairs to door cill



FF90118. Final inspection

COPYRIGHT
NEILL BRUCE

COPYRIGHT
NEILL BRUCE

The FERRARI Factory in 1990
General V8 engine images
All photos by Bengt Ason Holm © Neill Bruce



FF90014. De-burring a V8 cylinder head



FF90006. V8 blocks and heads ready for machining



FF90009. V8 cylinder heads set up for machining



FF90019. V8 cylinder heads for 3.4 litre engines



FF90017. V8 cylinder heads ready for camshafts



FF90011. V8 blocks, heads and transmission housings

Continued:-

The FERRARI Factory in 1990
General V8 engine images
All photos by Bengt Ason Holm © Neill Bruce



FF90024. 3.4 litre transmission cases



FF90029. V8 crankshafts



FF90043. V8 pistons having con rods fitted



FF90045. V8 pistons and rods ready to install



FF90110. 3.4 litre transmission shafts

**COPYRIGHT
NEILL BRUCE**

The FERRARI Factory in 1990

348 images

All photos by Bengt Ason Holm © Neill Bruce



FF90080. USA spec 348 engine



FF90111. Fabricating 348 rear chassis section



FF90063. Fabricating 348 rear wing



FF90056. 348 rear sub frames and jig



FF90057. 348 body tub front end



FF90070. Robotic welding on 348 ts

Continued:-

The FERRARI Factory in 1990

348 images

All photos by Bengt Ason Holm © Neill Bruce



FF90068. 348 shell construction



FF90061. Comau robotic indicator panel showing 348 shell



FF90114. 348 doors



FF90115. 348 seat being covered



FF90079. 348 ts



FF90112. L.H.D. 348 interior being wired

Continued:-

The FERRARI Factory in 1990

348 images

All photos by Bengt Ason Holm © Neill Bruce



FF90086. Variable height assembly line



FF90090. 348 line



FF90113. Minus side vents and bonnet



FF90091. Final ssembly line



FF90116. Paint shop rectification of a fault

COPYRIGHT
NEILL BRUCE

Continued:-

The FERRARI Factory in 1990

Mondial t images

All photos by Bengt Ason Holm © Neill Bruce



FF90055. Mondial chassis & floorpan



FF90057. Chassis construction




FF90067. Mondial tb robotic body welding



FF90145. LHD dashboard being wired



FF90088. Interior, minus front seats




FF90046. USA spec cylinder block

Continued:-

The FERRARI Factory in 1990

Mondial t images

All photos by Bengt Ason Holm © Neill Bruce



FF90049. Engine, less cambelts cover



FF90050. USA spec engine

COPYRIGHT
NEILL BRUCE

COPYRIGHT
NEILL BRUCE

COPYRIGHT
NEILL BRUCE

COPYRIGHT
NEILL BRUCE

The FERRARI Factory in 1990

Testarossa images

All photos by Bengt Ason Holm © Neill Bruce



FF90005. Testarossa cylinder head just out of cast mould



FF90144. Testarossa cylinder head just out of cast mould



FF90020. Unmachined camshaft forgings



FF90035. Transmission primary shafts and gear sets



FF90015. Line boring camshaft bearings



FF90143. Setting up camshafts

Continued:-


The FERRARI Factory in 1990
Testarossa images
All photos by Bengt Ason Holm © Neill Bruce



FF90028. 12 cylinder Crankshafts



FF90027. Transmission shafts



FF90037. Engine build



FF90040. Engine build



FF90141. Six engines before attaching the drive train



FF90041. Engine and drivetrain

The FERRARI Factory in 1990
Testarossa images
All photos by Bengt Ason Holm © Neill Bruce



FF90142. Catalyst engine and drive system



FF90082. Preparing for engine installation



FF90140. Assembly line

COPYRIGHT
NEILL BRUCE

COPYRIGHT
NEILL BRUCE

COPYRIGHT
NEILL BRUCE

The FERRARI Factory in 1990

General shots

All photos by Bengt Ason Holm © Neill Bruce



FF90138. Welding exhaust manifold



FF90033. Cog toothed cam belt pulleys



FF90032. Stub axles



FF90135. Fitting ABS phonic wheels to stub axles



FF90002. Foundry, ready to pour alloy into mould



FF90051. Setting up fuel injection on a 3.4 litre engine

Continued:-

The FERRARI Factory in 1990

General shots

All photos by Bengt Ason Holm © Neill Bruce



FF90139. Pattern stamps for leather trim



FF90136. Trim shop sewing leather panels



FF90137. Cill cappings

COPYRIGHT
NEILL BRUCE

COPYRIGHT
NEILL BRUCE

COPYRIGHT
NEILL BRUCE